



# Juneo Supernet

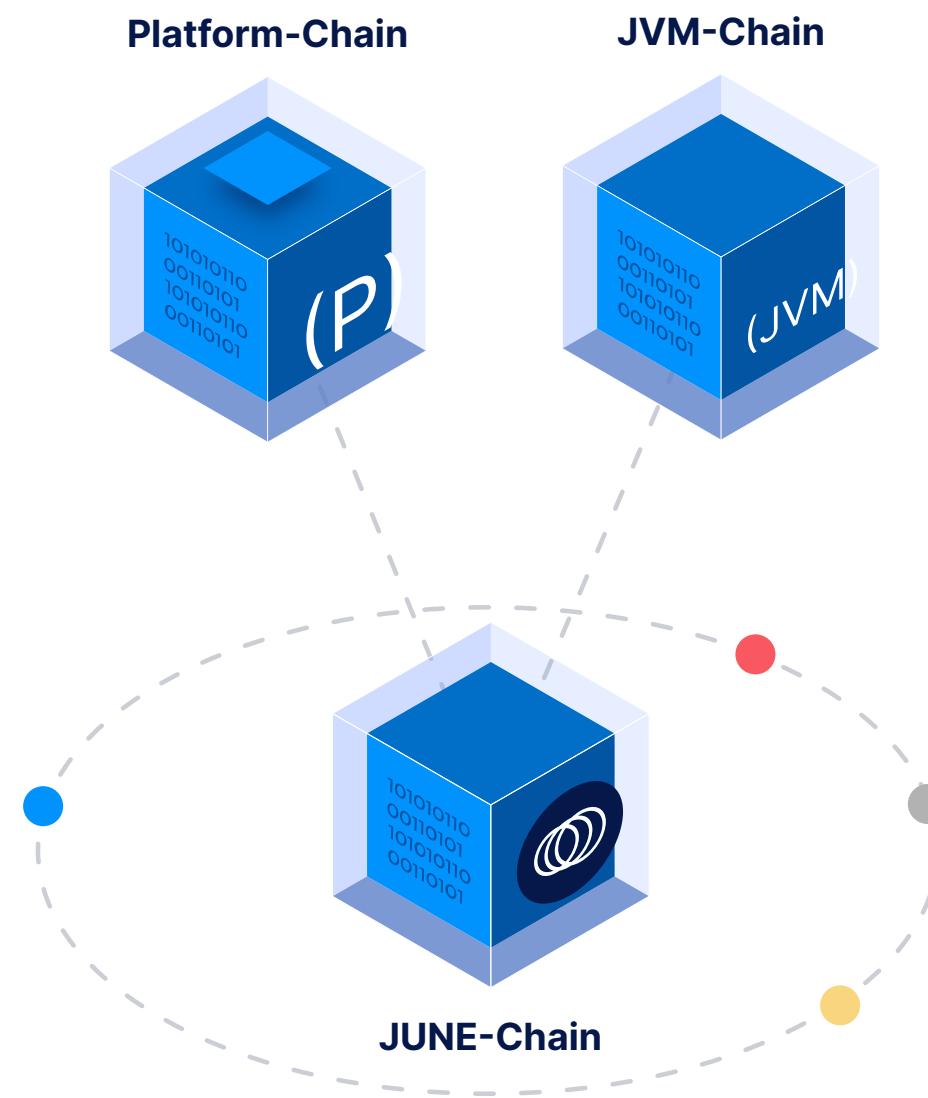
**Multi-Network Economy**  
**The Next 1000 L1 Blockchains**

# JUNE Native Token | Metrics & Utility

- A network utility token enabling developers to deploy/run infrastructure, validator nodes to participate in the network security/validate transactions and more.

Token Metrics	
Symbol:	JUNE
Token type:	Utility
10 Years total supply:	45M
Mainnet circulating supply:	20M
Blockchain:	JUNE/JVM/Platform-Chain

Anticipated Utilities	
Node validator staking	
Bridging	
Layer1 Network creation	
Cross-chain transfer	
Transactions fees	



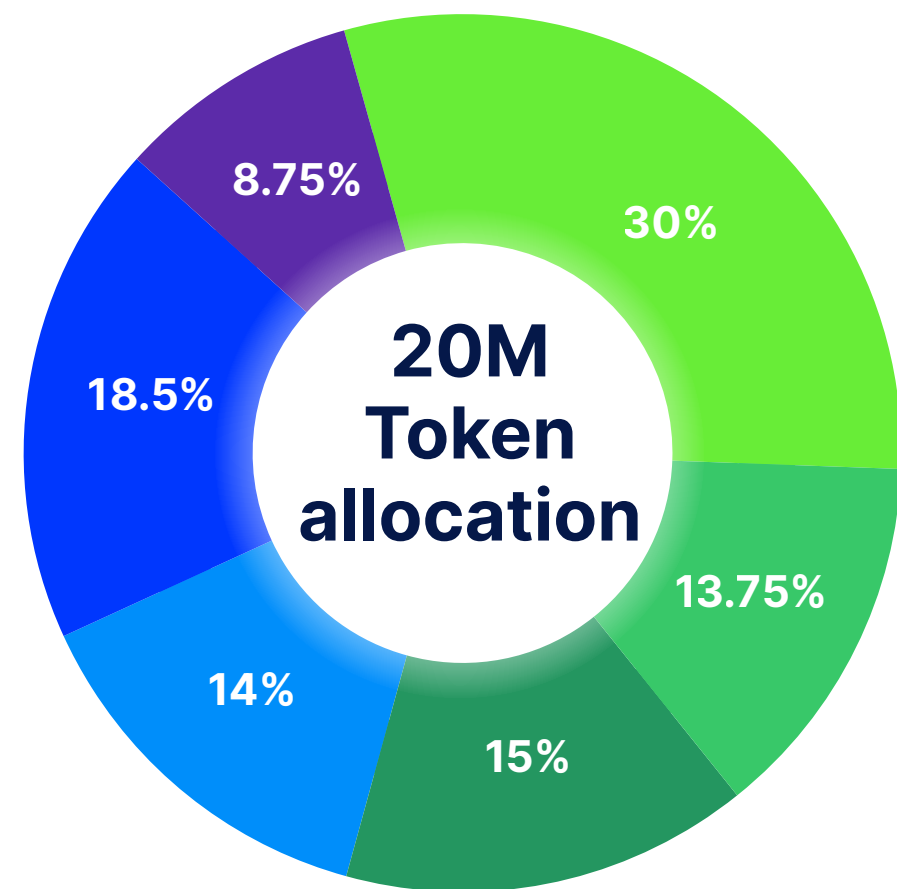
Juneo Super Network - Dates	
Juneo Mainnet	8th June 2024
Token Generation Event (TGE)	15th June 2024
Token Distribution	15th July 2024
Protocol Staking Rewards:	15th July 2024
CEX Listing	Q2 2025
Quantity Release on CEX+DEX Listing	10%

Token circulation - Mcap - FDV	
JUNE Token Price	\$1.65
Circulation Supply	20,600,000 JUNE
Circulation Marke Cap	~\$34,000,000
Max supply ( 10+ years to reach)	45,000,000 JUNE
FDV	\$75,000,000
Unlocking supply on Listing 2025	~2,000,000 JUNE

## JUNE Token Pools

45M tokens will be released gradually until 2034. 25M (55%) of these are held in the protocol staking rewards. When this pool empties, the protocol begins to mint.

- 1.75M (8.75%) Liquidity
- 3.7M (18.5%) Core Contributors
- 2.8M (14%) Foundation
- 3.0M (15%) Seed Convertible Loan
- 2.75M (13.75%) Marketing & Community
- 6M (30%) Token Sale



## Protocol Staking Rewards

Proof-of-Stake is used as a mechanism to secure and maintain the network. To incentivize participation in the consensus, the protocol rewards validators from the staking pool.



## Validator Node Rewards

To incentivize validator participation in the consensus, the protocol rewards a 22.5% average APR for the first 5 years.

Y1	23.5%
Y2	23.0%
Y3	22.5%
Y4	22.0%
Y5	21.5%
Y6	~14.9%
Y7	8.6%

# Protocol Staking Strategies

There are three validation strategies, each with different rewards:

1. Delegating to another validator node
2. Running your own validator node
3. Running your own validator node and receiving a full delegation

## Delegation

Y1	20.6%
Y2	20.2%
Y3	19.8%
Y4	19.3%
Y5	18.9%
Y6	~13.1%
Y7	7.5%

## Node Validator

Y1	23.5%
Y2	23.0%
Y3	22.5%
Y4	22.0%
Y5	21.5%
Y6	~14.9%
Y7	8.6%

## Node Validator + Full Delegation

Y1	34.7%
Y2	34.0%
Y3	33.3%
Y4	32.5%
Y5	31.8%
Y6	~22.0%
Y7	12.7%

# Staking Rewards | Validation | Delegation

Node Setup:

- Minimum hardware requirements:  
4vCPU, 8GB, SSD 250/500GB
- Cost to run a node is estimated at  
\$60 per month.

## Average Rewards

5Y Validator node rewards	22.5%
Delegation fees	12%
5Y + Delegation fees	33.3%

## Max Delegation Ratio

Max JUNE per node	30,000
Self Stake amount	6,000
Max Delegation	24,000

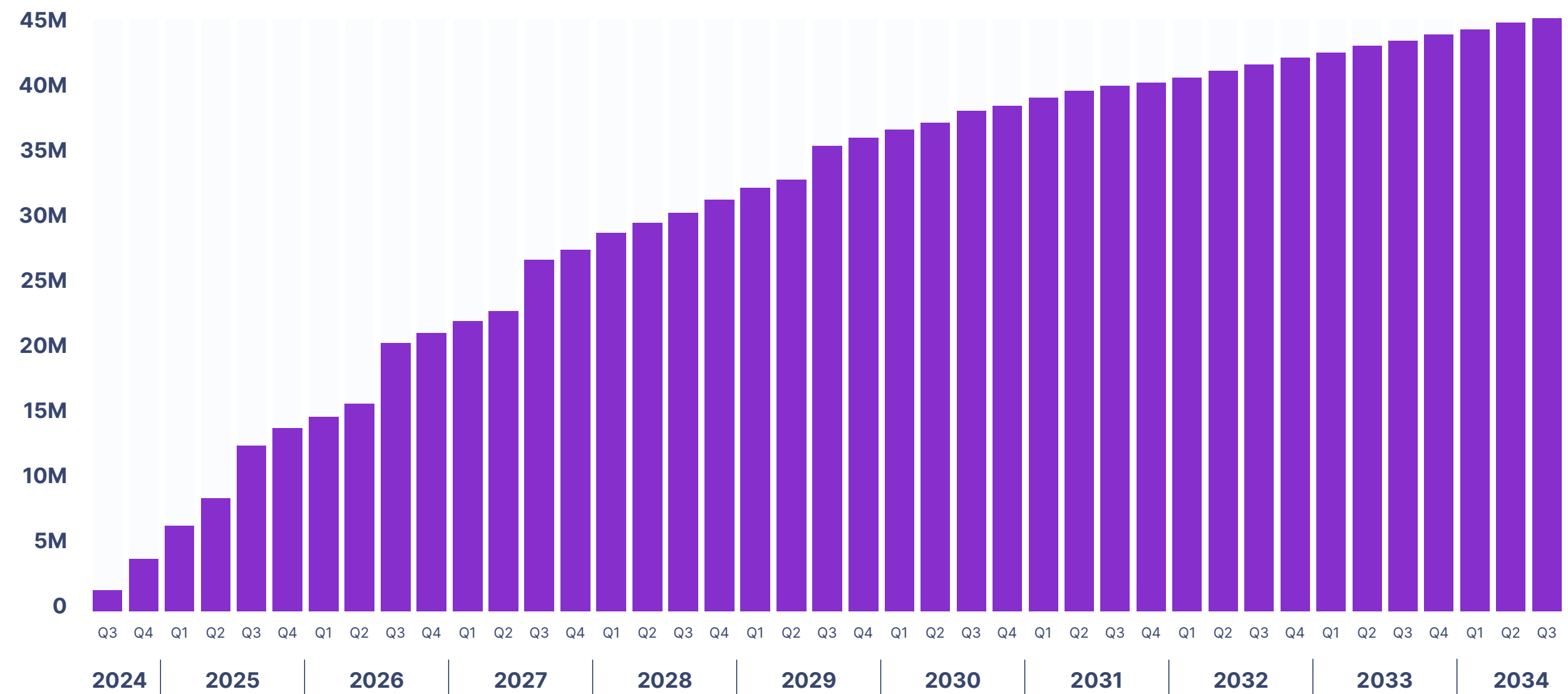
## Min Validation Amount

JUNE per node	500
Min Validation amount	100
Max Delegation	400

# Token Release Schedule

Release and float on a conservative projection of 50% of tokens staked.

Period 10Y	Floating Supply	50% Staked of the Float
Q3 2034	45.17M	22.58M
Q1 2034	44.25M	22.13M
Q1 2033	42.48M	21.24M
Q1 2032	40.78M	20.39M
Q1 2031	39.15M	19.58M
Q1 2030	37.32M	18.66M
Q1 2029	32.67M	16.33M
Q1 2028	29.20M	14.60M
Q1 2027	22.91M	11.45M
Q1 2026	15.39M	7.69M
Q1 2025	5.97M	2.98M
Q3 2024	1.02M	0.51M



**Core Contributors**

3.7M JUNE  
0.11M Unlocked  
50% 1Y vesting  
50% 2Y staking

**Foundation**

2.8M JUNE  
0.1M Unlocked  
0.9M 1Y staking  
1.8M 5Y staking

**Seed Convertible Loan**

3M JUNE  
0.18M Unlocked  
50% 1Y vesting  
50% 2Y staking

**Marketing & Community**

2.75M JUNE  
0.3M Unlocked  
0.15M 3 months vesting, 0.55M 6 months vesting  
0.55M 1Y staking, 0.5M 2Y staking  
0.7M Airdrop Campaigns

**Strategic Investors**

3M JUNE  
3Y staking

**Private Sale**

0.5M JUNE  
0.125M Unlocked  
375k 1Y staking

**Presale / Launchpads**

0.5M JUNE  
0.1M Unlocked  
0.2M 2 months vesting  
0.2M 5 months vesting

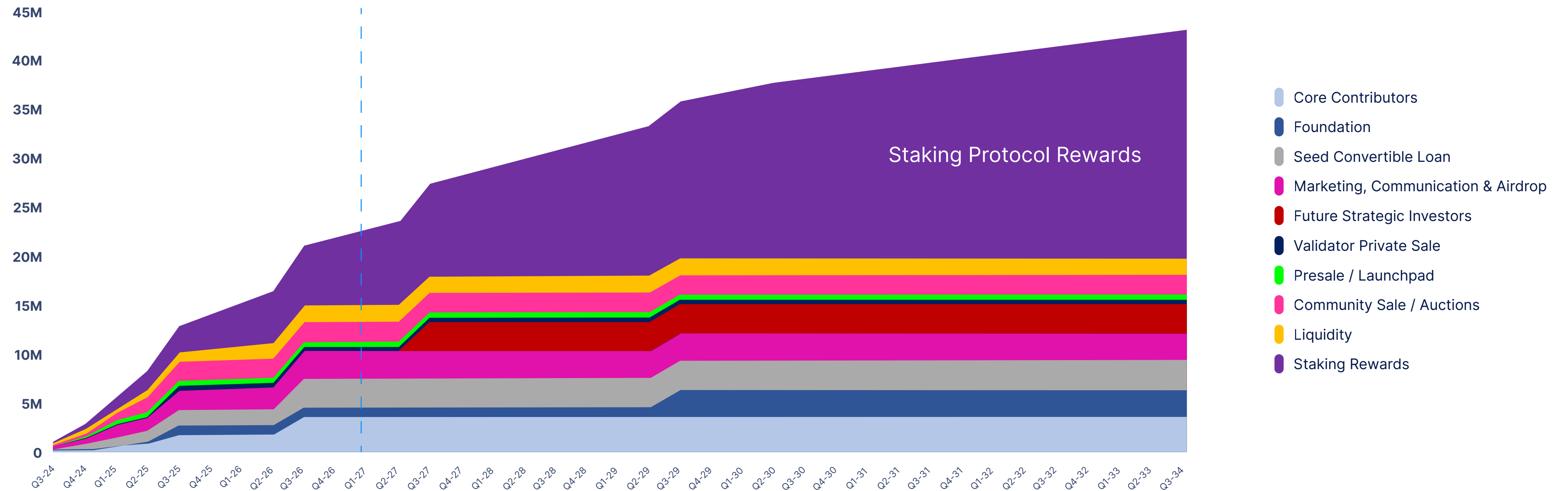
**Community Sale / Auctions\***

2M JUNE  
Lock periods  
(30 days to 2Y)

\* Detailed Staking and Vesting Schedule in Annex.

# Scarcity Mode in the First Years

- The tokenomics are structured to ensure sustainability, incentivize participation, and democratize access to blockchain technologies.



# Staking and Vesting Schedule

	Token Package	Quantity	Conditions for Unlocking, Vesting and Staking
A	• Protocol Staking Rewards	25M	Protocol Staking Rewards
B	• Liquidity	1.75M	Liquidity Locked CEX, AMM, DEX
C	• Core Contributors	3.7M	<ul style="list-style-type: none"> <li>• 0.111M Unlocked (3%)</li> <li>• 50% 1 Year vesting (10% in Q4 2024, 20% in Q1 2025, 20% in Q2 2025, 50% in Q3 2025)</li> <li>• 50% 2 Years staked</li> </ul>
D	• Foundation	2.8M	<ul style="list-style-type: none"> <li>• 0.1M Unlocked (4%)</li> <li>• 0.9M 1 Year staking</li> <li>• 1.8M 5 Years staking</li> </ul>
E	• Seed Convertible Loan	3M	<ul style="list-style-type: none"> <li>• 0.18M Unlocked (6%)</li> <li>• 50% 1 Year linear vesting (25% in Q4 2024, 25% in Q1 2025, 25% in Q2 2025, 25% in Q3 2025)</li> <li>• 50% 2 Years staked</li> </ul>
F	• Marketing, Community & Airdrops	2.75M	<ul style="list-style-type: none"> <li>• 0.3M Unlocked (11%)</li> <li>• 0.15M 3 Months vested, 0.55M 6 Months vesting, 0.55M 1 Year vesting</li> <li>• 0.5M 2 Years staking</li> <li>• 0.7M Airdrop Campaign (vesting periods 10 days - 6 months)</li> </ul>
G	• Future Strategic Investors (OTC)	3M	• 3M Staking 3 Year (Q3 2027)
H	• Validators Private Sale	0.5M	<ul style="list-style-type: none"> <li>• 0.125M Unlocked (25%)</li> <li>• 0.375M 1 Year staked</li> </ul>
I	• Presale / Launchpads	0.5M	<ul style="list-style-type: none"> <li>• 0.1M Unlocked (20%)</li> <li>• 0.2M 2 Months vesting (40%)</li> <li>• 0.2M 5 Months vesting (40%)</li> </ul>
J	• Community Sale / Auctions	2M	• Start after CEX listing (vesting periods 30 days to 2 years)

**Note:** The vesting and token distribution schedule begins at the start of each quarter. Within that quarter, 1/3 of the total distribution can be released at the beginning of each month.